

RACK CATALOGUE



Smart Solutions for

Your Racking Needs

FLEXSOL WALL MOUNT SERVER RACKS-9U & 12U

Product Overview

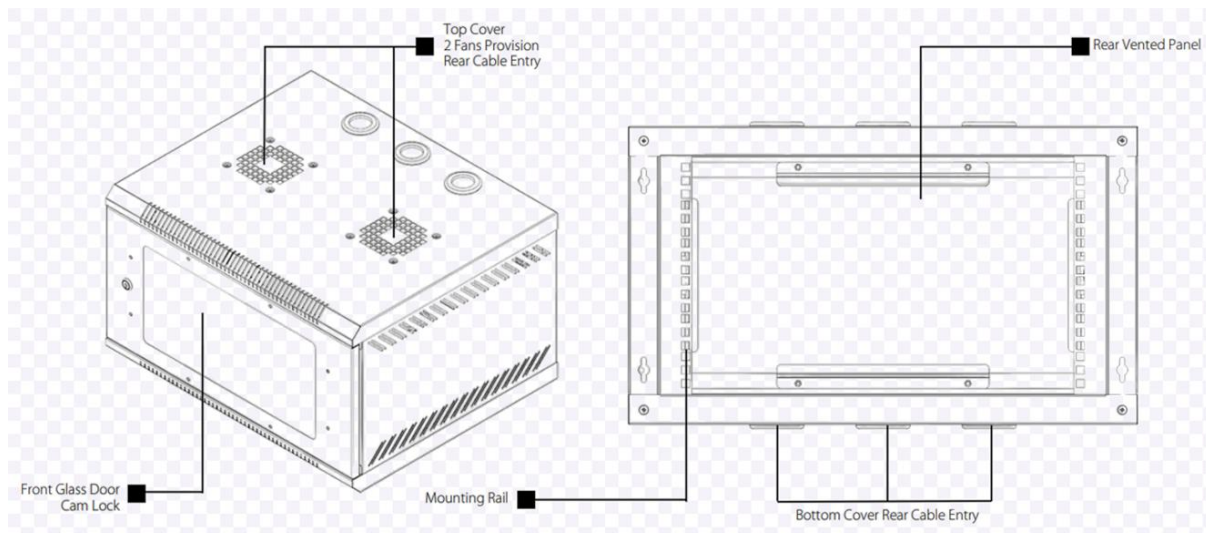
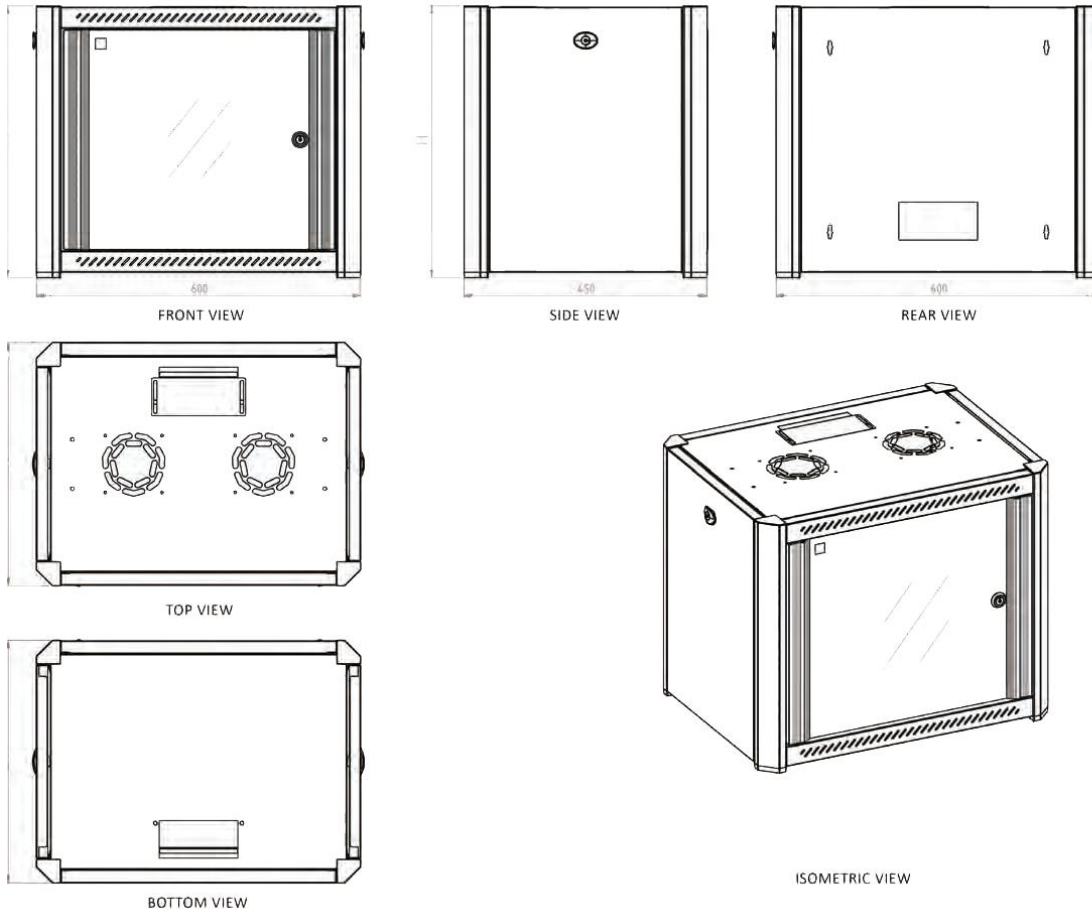
Flexsol's 9U and 12U wall-mounted server racks are engineered to deliver a compact and efficient solution for IT and telecom applications. Designed for small-scale installations, these enclosures provide robust construction, streamlined cable management, and easy access. Ideal for network hubs, retail systems, control rooms, or compact data setups.

General Features

- **Sturdy Top & Bottom Covers:** With provisions for cable entry and optional fan mounting
- **Ergonomic Design:** Ensures safe handling, installation, and servicing
- **No Sharp Edges:** Enhances user safety during installation and maintenance
- **Standard 19" Mounting Rails:** Adjustable full-depth rails for varied equipment compatibility
- **Optimized Cable Routing:** Built-in trunking support and harnessing provisions
- **Tamper Resistance:** Lockable front doors with secure access control
- **Thermal Management:** Optional 2-fan setup with integrated finger guard for heat dissipation
- **Surface Treated Components:** Powder-coated finish enhances weather and scratch resistance



Detailed System Schematic



Technical Configuration

Specification	9U Rack	12U Rack
Rack Height	9U	12U
Mounting Width	19" Standard	19" Standard
Depth Options	400 mm / 500 mm / 600 mm	400 mm / 500 mm / 600 mm
Front Door	Lockable with 4mm toughened glass	Lockable with 4mm toughened glass
Side Panels	Removable with ventilation	Removable with ventilation
Top Panel	Cable entry + fan mount slots	Cable entry + fan mount slots
Mounting Rails	Adjustable depth, CRCA Steel	Adjustable depth, CRCA Steel
Color Options	Black / White / Custom on request	Black / White / Custom on request
Construction	CRCA Sheet, Folded Steel Frame	CRCA Sheet, Folded Steel Frame
Finish	Epoxy Polyester Hybrid Coating	Epoxy Polyester Hybrid Coating

Earthing & Safety

- Earthing system compatible with DIN standards
- Clean Earth Busbar System (Optional) using 99.99% pure electrolytic copper
- Tested for safe leakage current parameters

Powder Coating Process

- **Surface Pre-Treatment:** Seven-tank chemical treatment
- **Powder Application:** Automated booths with DFT 60–80 microns
- **Durability:** Resistant to scratches, environmental wear, and industrial exposure

Model Nomenclature

Example

FLX-WM-09U-60-B-G

FLX = Flexsol

WM = Wall Mount

09U = Rack Height

60 = 600 mm Depth

B = Black Finish

G = Glass Front

Certifications & Protection

- **Ingress Protection:** IP20 (IEC 60529)
– protects against solid objects >12.5 mm
- **Impact Resistance:** IK08 (IEC 62262)
– resists 5 Joules mechanical impact
- **Corrosion Resistance:** Salt Spray Tested (ISO 9227) – 168 hours
- **Surface Durability:** Scratch and weather-resistant finish

Included Components

- Top Panel with Cable Entry & Fan Mount Slots
- Bottom Panel
- Removable Side Panels
- Front Glass Door (lockable)
- Pair of 19" Mounting Rails
- Mounting Hardware (M6 nuts & screws)


Available Accessories

- Cable Manager (Horizontal & Vertical)
- Cantilever Tray
- Power Distribution Unit (PDU) – Standard or Intelligent (Optional)
- Exhaust Fans (Axial)
- Mounting Hardware Pack (4U screws & nuts)
- Rear Cover (Optional for wall protection)
- Blanking Panels
- LED Light with Door Limit Switch (Optional)

Contact

SRK Tele Energy India Pvt. Ltd.

Khasra no. 47/15/2/1, Sahapur Khurd,
Piyala Rd, Sikri, Haryana 121004

 Phone: +91 124-4290477

 Email: contact@flexsol.in

 Web: www.flexsol.in

42U FLOOR MOUNT SERVER RACK

Overview

Flexsol's floor-mounted IT racks are crafted for maximum reliability, structural integrity, and operational efficiency. With a modular design philosophy, our 42U enclosures support a wide range of equipment installations, simplifying setup and maintenance while offering flexibility in configuration.

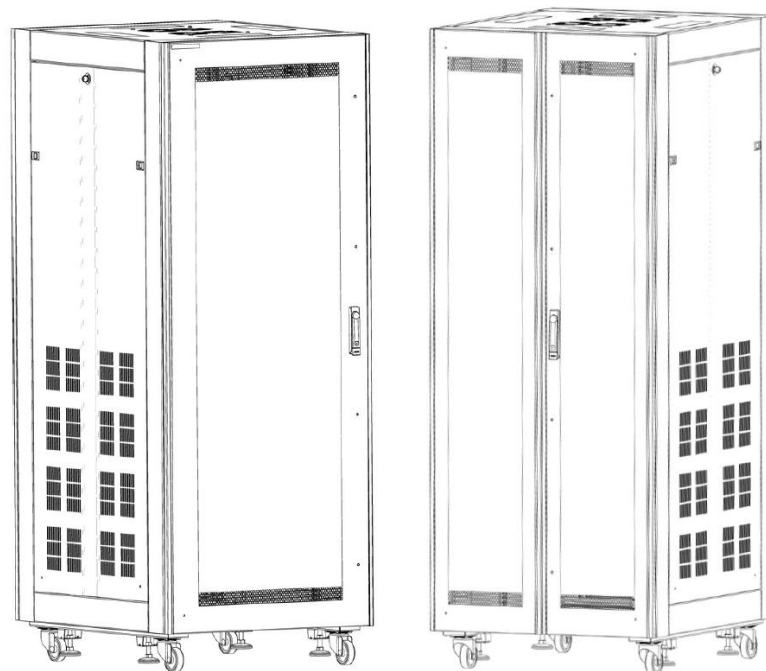
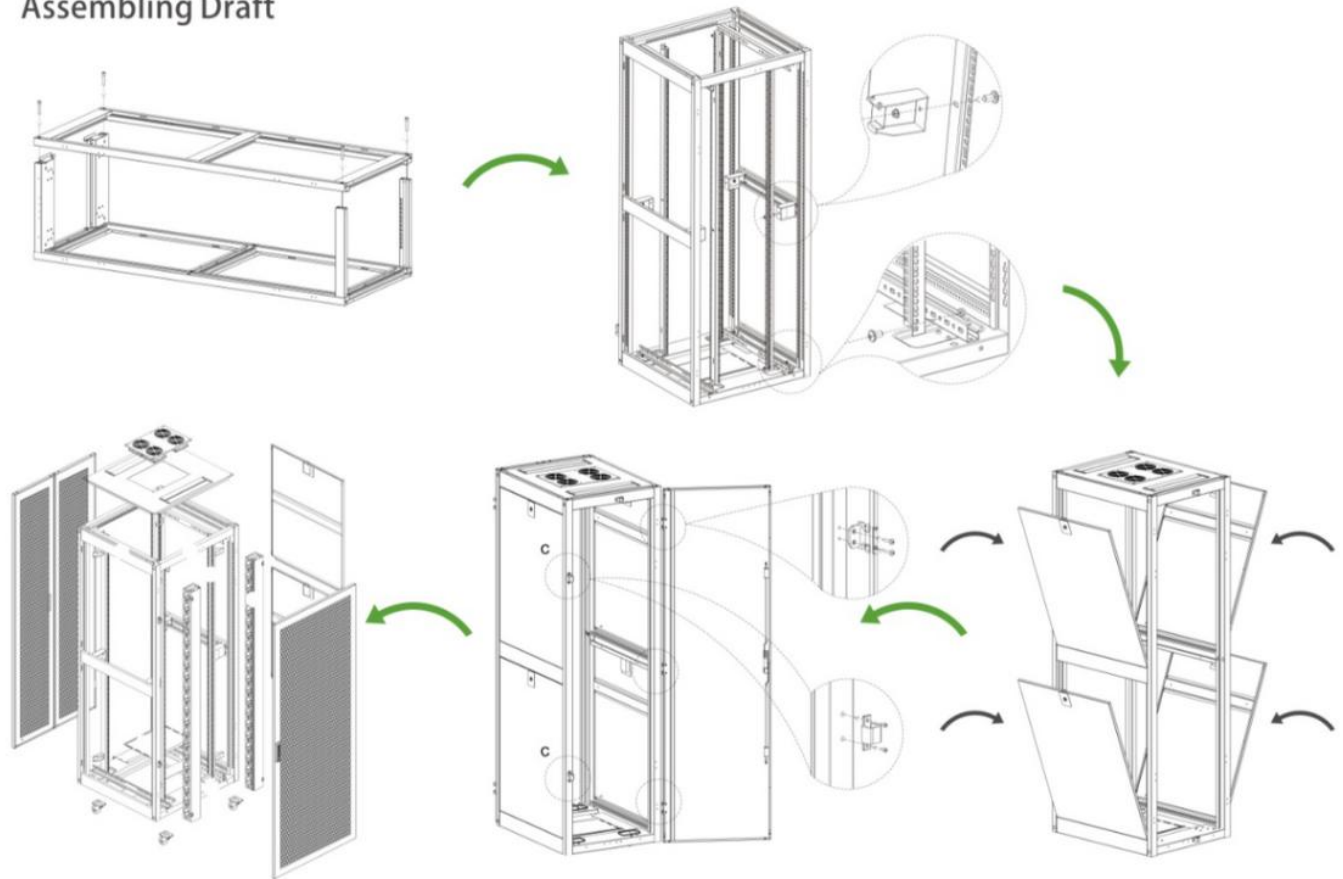
Key Highlights

- **Standard 19" Compatibility:** Supports PDUs, cable managers, and a wide array of IT & telecom accessories.
- **Robust Construction:** Welded steel frame structure using high-quality CRCA/GP sheets.
- **High Load Capacity:** Certified to handle up to 1500 kg of equipment load.
- **Ventilated Design:** Top and bottom covers feature air-cooled vents; front/rear doors support optimized airflow.
- **Tool-less Access:** Side panels fitted with slam latches for quick removal.
- **Flexible Sizing:** Available in multiple widths (600/800 mm) and depths (600/800/1000/1200 mm).
- **Easy Assembly:** Available in both CKD (Completely Knocked Down) and welded configurations.



Detailed System Schematic

Assembling Draft



Technical Specifications – Flexsol 42U Floor Mount Server Rack

Parameter	Specification
Rack Height	42U (Available from 18U to 52U upon request)
Width Options	600 mm / 800 mm
Depth Options	600 mm / 800 mm / 1000 mm / 1200 mm
Front Door	Toughened Glass / Honeycomb Perforated / Solid Metal
Rear Door	Honeycomb Perforated / Solid Metal (Single / Double options)
Finish	Fine Texture Epoxy-Polyester Hybrid Powder Coating
Color Options	Black (B) / White (W)
Ingress Protection	IP20 (IEC 60529)
Impact Resistance	IK08 (IEC 62262)
Corrosion Resistance	Salt Spray Test (ISO 9227, 168 hours)

Model Nomenclature Example

FLX-FM-C-42U-80-10-G-H-1-2-B

FLX = Flexsol

FM = Floor Mount

C = CKD (W = Welded)

42U = Rack Height

80 = 800 mm Width

10 = 1000 mm Depth

G = Glass Front Door (H = Honeycomb, S = Solid)

H = Honeycomb Rear Door

1 = Single Front Door

2 = Double Rear Door

B = Black Color

Finish & Surface Treatment

- **Powder Coated Finish:** Epoxy-polyester hybrid with 60–80-micron DFT
- **Pre-treatment Process:** Seven-tank phosphating per ASTM standards
- **Eco- Friendly Coating:** Application system includes recyclable booths and auto reciprocator

Structural & Mechanical Details

Component	Description
Frame	1.5 mm CRCA/GP multi-fold steel construction for rigidity and load handling
Top Panel	1.2 mm CRCA/GP with support for 4-fan mounting or fan tray installation
Front Door	Full-height flush-mounted, toughened glass or a perforated option
Rear Door	Single or double-perforated door with cam locks and a 3-point locking system
Rails	Adjustable 19” mounting rails, U-marked, made from 2.0 mm CRCA/GP sheet
Support Channels	Securely fastened to the frame; aids in cable tray mounting & load distribution
Side Panels	Tool-less design with slam latches for rapid access

Earthing & Safety

- DIN-standard earthing provisions (available upon request)
- Clean Earth System with 99.99% pure electrolytic copper busbars
- Leakage current certified solutions available for factory-fit integration

Certifications & Testing

- **Ingress Protection:** IP20 (IEC 60529)
- **Impact Resistance:** IK08 (IEC 62262)
- **Corrosion Test:** ISO 9227 (Salt Spray – 168 hours)
- **Load Testing:** Certified by ELCA Labs for 1500 kg capacity
- **Third-Party Validations:** NABL-accredited process audits


Optional Accessories

- Horizontal / Vertical Cable Managers
- Fixed, Sliding, and Keyboard Shelves
- Fan Modules and Tray Units
- Base Plinth
- i-PDU (Intelligent PDU – Optional)
- LED Lights with Limit Switch
- Rack Ground Kits
- Cable Entry Brush Strip
- Cantilever Shelf
- Vertical PDU Mounting Brackets
- Blanking Panels
- Hardware Packs

Contact

SRK Tele Energy India Pvt. Ltd.

Khasra no. 47/15/2/1, Sahapur Khurd,
Piyala Rd, Sikri, Haryana 121004

 Phone: +91 124-4290477

 Email: contact@flexsol.in

 Web: www.flexsol.in